



plateful

Longevity Nutrition

Quick & Healthy Meals: Blue Zone Secrets for Busy Lives

Create Blue Zone-inspired meals in just 5 minutes using titanium cookware efficiency and scientifically-proven longevity ingredients.

Key Benefits:

- ✓ 20 life-extending superfoods
- ✓ 5-minute meal preparation
- ✓ Flash-cooking techniques
- ✓ 21 Blue Zone meal ideas in 5 minutes

PRESERVES AGE-REVERSING COMPOUNDS

TABLE OF CONTENTS

Chapter 1: _____ Page **03**

The Blue Zone Advantage - Why These 5 Regions Live to 100

Chapter 2: _____ Page **07**

The 20 Longevity Foods That Change Everything

Chapter 3: _____ Page **10**

Your Titanium Advantage for Blue Zone Cooking

Chapter 4: _____ Page **14**

5-Minute Flash-Cooking Techniques That Preserve Life-Extending Compounds

Chapter 5: _____ Page **19**

The Blue Zone Meal Formula - Mix & Match for Endless Variety

Chapter 6: _____ Page **24**

21 Blue Zone-Inspired Meal Ideas Ready in 5 Minutes

Chapter 7: _____ Page **28**

Weekly Prep Strategies for Effortless Blue Zone Living


CHAPTER 1:

The Blue Zone Advantage - Why These 5 Regions Live to 100




In five specific regions around the world, people routinely live to 100 years old - not just surviving, but thriving with energy, sharp minds, and strong bodies. These “Blue Zones” hold secrets that modern science is finally understanding.

The 5 Blue Zones and Their Food Secrets

 **Okinawa, Japan:** Okinawans have the highest percentage of centenarians in the world - 740 per million people. Women here live longer than anywhere else on Earth, with extraordinarily low rates of heart disease, cancer, and dementia. Their secret lies in their traditional diet and the cultural practice of “ikigai” (life purpose).


Food Secrets:

- Eat until 80% full (Hara Hachi Bu)
- Purple sweet potatoes and bitter melon as staples
- Minimal processed foods, maximum vegetables

 **Sardinia, Italy:** This Italian island has the world’s highest concentration of male centenarians. Men here are just as likely as women to reach 100 years old - extremely rare globally. The mountainous terrain keeps residents active, while their traditional Mediterranean diet provides exceptional longevity benefits.


Food Secrets:

- Sheep’s milk cheese and sourdough bread
- Wild greens foraged daily
- Moderate red wine with meals

 **Nicoya, Costa Rica:** The Nicoya Peninsula has the world's lowest rates of middle-age mortality and the second-highest concentration of male centenarians. People here are three times more likely to reach 90 than Americans, with remarkably low rates of cancer and heart disease.


Food Secrets:

- Black beans and rice as foundation
 - Tropical fruits rich in antioxidants
 - Calcium-rich water from limestone
-

 **Icaria, Greece:** Residents of this Greek island have some of the lowest rates of dementia in the world and are four times more likely to reach 90 than Americans. They experience significantly lower rates of cancer and heart disease, with many living independently well past 100.

Food Secrets:

- Wild herbs and teas
 - Late-night dinners with family
 - Olive oil with every meal
-

 **Loma Linda, California:** This community of Seventh-day Adventists lives 4-10 years longer than other Californians. They have dramatically lower rates of heart disease and certain cancers, with many remaining mentally sharp and physically active into their 90s and beyond.

Food Secrets:

- Plant-based Seventh-day Adventist diet
- Nuts consumed daily
- Early dinner, long fasting periods

The Common Threads

All Blue Zones share these eating patterns:

- 95% whole foods - minimal processing
- Beans daily - the cornerstone of longevity
- Nuts regularly - healthy fats for brain health
- Vegetables at every meal - antioxidant powerhouses
- Smaller portions - caloric restriction without malnutrition

Why This Matters for Your Busy Life

You don't need to move to a Blue Zone to live like one. The secret isn't exotic superfoods or

complicated recipes, it's simple, whole foods prepared quickly and eaten regularly.

The Blue Zone Promise: Eating this way for just 30 days can:

- Increase energy levels by 40%
- Improve mental clarity and focus
- Reduce inflammation markers
- Stabilize blood sugar naturally
- Support healthy weight management

The challenge? Modern life moves fast. Traditional Blue Zone cooking takes time we don't have.

That's where your titanium cookware changes everything



CHAPTER 2:

The 20 Longevity Foods That Change Everything



These 20 foods appear in every Blue Zone diet and are scientifically proven to extend lifespan. Even better, they're all available at your local grocery store and cook perfectly in titanium cookware.

The Longevity Powerhouses

Beans & Legumes (The Foundation)

1. Black beans - Anthocyanins for brain health
2. Lentils - Folate for cellular repair
3. Chickpeas - Fiber for gut health
4. Navy beans - Potassium for heart health

Titanium Advantage: *Even heating prevents bean skins from bursting, keeping nutrients intact*

Vegetables (The Protectors)

5. Sweet potatoes - Beta-carotene for eye health
6. Leafy greens - K2 for bone strength
7. Broccoli - Sulforaphane for detox
8. Tomatoes - Lycopene for skin protection
9. Carrots - Alpha-carotene for longevity
10. Onions - Quercetin for inflammation

Titanium Advantage: *High-heat searing locks in nutrients that water-cooking leaches out.*





Healthy Fats (The Brain Boosters)

11. Olive oil - Oleic acid for heart health
12. Walnuts - Omega-3s for brain function
13. Almonds - Vitamin E for cellular protection
14. Avocados - Monounsaturated fats for absorption

Titanium Advantage: *Non-reactive surface won't oxidize delicate oils like aluminum can.*

Whole Grains (The Sustainers)

15. Quinoa - Complete protein for muscle maintenance
16. Oats - Beta-glucan for cholesterol control
17. Brown rice - B-vitamins for energy

Titanium Advantage: *Perfect heat distribution prevents burning, ensures fluffy grains*

Flavor Enhancers (The Healers)

18. Turmeric - Curcumin for anti-inflammation
19. Garlic - Allicin for immune support
20. Green tea - EGCG for cellular protection

The Synergy Effect

These foods work best in combination:

- Beans + Grains = Complete protein
- Tomatoes + Olive Oil = Enhanced lycopene absorption
- Turmeric + Black Pepper = 2000% better curcumin absorption
- Nuts + Vegetables = Better fat-soluble vitamin uptake

CHAPTER 3:

Your Titanium Advantage for Blue Zone Cooking



Traditional Blue Zone cooking relies on time: slow simmering, careful tending, multi-hour preparations. Titanium cookware gives you the same nutritional benefits in a fraction of the time.

Why Titanium Transforms Blue Zone Cooking

Problem with Traditional Cookware:

- Non-stick coatings break down at high heat
- Stainless steel creates hot spots that destroy nutrients
- Cast iron is too heavy for quick cooking techniques
- Traditional Pans uses too much oil, leads to greasy meals
- Aluminum leaches into acidic foods (tomatoes, beans)

The Titanium Solution:

- Extreme heat tolerance - preserves nutrients through flash-cooking
- Even heat distribution - no nutrient-destroying hot spots
- Lightweight - perfect for the quick tosses and flips Blue Zone cooking requires
- Low-oil cooking - cleaner, healthier everyday dishes
- Completely inert - nothing leaches into your longevity foods

Nutrient Preservation Science

Traditional Boiling: Destroys 50-80% of water-soluble vitamins

Titanium Flash-Cooking: Preserves 90-95% of all nutrients

Here's why:

- High heat + short time = minimal nutrient loss
- Dry heat cooking = no leaching into water
- Non-reactive surface = no oxidation of delicate compound

Your Blue Zone Titanium Toolkit

Essential Pieces:

Titanium Pro Pan™:

- Perfect for flash-searing vegetables
- Ideal for quick bean reheating

Titanium Pro Wok™:

- High-heat stir-frying preserves maximum nutrients
- Large capacity for batch cooking
- Perfect shape for the “toss and catch” technique

Titanium Pro Utensils™:

- Won't scratch your titanium surfaces
- Heat-resistant for high-temperature cooking
- Never harbor bacteria like wood or plastic

The Blue Zone Cooking Methods Your Titanium Excels At

Flash-Searing (2-3 minutes):

- Vegetables retain crunch and vitamins
- Creates caramelization for deeper flavors
- Minimal oil needed

Steam-Sautéing (3-4 minutes):

- Add splash of water to hot pan
- Steam-cooks while browning
- Perfect for leafy greens

Dry-Toasting (1-2 minutes):

- Activates nut and seed flavors
- No oil needed
- Enhances spice potency

Temperature Mastery for Maximum Nutrition

Low Heat (200-250°F)(93-121°C): Gentle warming of pre-cooked beans

Medium Heat (300-350°F)(148-176°C): Most vegetable cooking

High Heat (400-450°F)(204-232°C): Quick sears and caramelization

Pro Tip: *Your titanium pan's even heating means you can cook at lower temperatures than other materials while achieving the same results faster.*



CHAPTER 4:

5-Minute Flash-Cooking Techniques That Preserve Life-Extending Compounds



Speed is the secret to preserving the life-extending compounds in Blue Zone foods. These techniques maximize nutrition while minimizing time.

Technique #1: The Power Flash-Sear

Best For: Broccoli, asparagus, bell peppers, zucchini

Time: 2-3 minutes

Nutrition Preserved: 95% of vitamins and antioxidants

Method:

1. Heat [Titanium Pro Pan™](#) to medium-high (water drop should sizzle immediately)
2. Add 1 tsp olive oil - it should shimmer, not smoke
3. Add vegetables in single layer
4. Don't move them for 90 seconds (let them caramelize)
5. Quick toss, cook 30-60 seconds more
6. Season with sea salt and remove from heat

Why It Works: *High heat creates a Maillard reaction (browning) that actually creates NEW beneficial compounds while preserving existing ones.*



Technique #2: The Steam-Sauté

Best For: Leafy greens, mushrooms, onions

Time: 3-4 minutes

Nutrition Preserved: 92% of water-soluble vitamins

Method:

1. Heat [Titanium Pro Pan™](#) to medium
2. Add vegetables (no oil yet)
3. Add 2-3 tbsp water and cover immediately
4. Steam 2 minutes until just wilted
5. Remove lid, add olive oil and garlic
6. Toss 30 seconds and serve

Why It Works: *Steam cooking prevents nutrient leaching while finishing with oil aids fat-soluble vitamin absorption.*

Technique #3: The Dry-Toast & Oil Finish

Best For: Nuts, seeds, spices, grains

Time: 2-3 minutes

Nutrition Preserved: Activates beneficial compounds

Method:

1. Heat [Titanium Pro Pan™](#) to medium-low
2. Add nuts/seeds in single layer
3. Toast 1-2 minutes, stirring constantly
4. Remove from heat
5. Drizzle with olive oil while still warm
6. Season with sea salt

Why It Works: *Heat activates enzymes and breaks down anti-nutrients, while finishing oil enhances absorption.*

Technique #4: The Quick Braise

Best For: Root vegetables, tough greens, beans

Time: 4-5 minutes

Nutrition Preserved: 88% of all nutrients

Method:

1. Heat [Titanium Pro Wok™](#) to medium-high
2. Quick-sear vegetables 1 minute
3. Add 1/4 cup liquid (broth, wine, water)
4. Cover and braise 3-4 minutes
5. Uncover, let liquid evaporate
6. Finish with olive oil and herbs

Why It Works: *Initial searing locks in nutrients, minimal liquid prevents leaching.*

Technique #5: The Compound Flash

Best For: : Creating complete meals

Time: 5 minutes total

Nutrition Preserved: Maximum variety and synergy

Method:

1. Start longest-cooking items first (root vegetables)
2. Add medium-cooking items after 2 minutes (proteins, mushrooms)
3. Add quick-cooking items in final minute (greens, herbs)
4. Everything finishes simultaneously
5. Season and serve immediately

Why It Works: *Each ingredient gets optimal cooking time while creating nutrient synergies.*

Pro Tips for Maximum Nutrition

Temperature Cues:

- Oil shimmers = ready for vegetables
- First sizzle = perfect searing temperature
- Steam visible = too hot, reduce heat

Timing Secrets:

- Set timer for each step - don't guess
- Prep everything before you start cooking
- Have serving dishes ready - hot food cools fast

Nutrient Maximizers:

- Add acid (lemon, vinegar) after cooking to preserve color and vitamins
- Finish with fresh herbs for enzyme boost
- Serve immediately - nutrients degrade quickly after cooking



CHAPTER 5:

The Blue Zone Meal Formula - Mix & Match for Endless Variety



Every Blue Zone meal follows the same simple formula. Master this pattern and you'll never run out of healthy meal ideas

The Universal Blue Zone Formula

Foundation (50% of plate): Vegetables

Fuel (25% of plate): Beans or whole grains

Flavor (25% of plate): Healthy fats, herbs, minimal protein

Finish: Sea salt, acid (lemon/vinegar), fresh herbs

Building Your Base Layer

Quick Vegetables (2-3 minutes):

- Spinach, arugula, bok choy
- Zucchini, yellow squash
- Bell peppers, snap peas

Medium Vegetables (3-4 minutes):

- Broccoli, cauliflower
- Carrots, green beans
- Mushrooms, onions

Hearty Vegetables (4-5 minutes):

- Sweet potatoes (pre-cooked)
- Brussels sprouts
- Asparagus, eggplant



Your Fuel Options

Pre-Cooked Beans (1-2 minutes to reheat):

- Black beans + cumin
- White beans + rosemary
- Chickpeas + paprika
- Lentils + turmeric

Quick Grains (if pre-cooked):

- Quinoa + herbs
- Brown rice + garlic
- Oats (savory version)

Time-Saving Tip: Cook beans and grains in batches on weekends. Store in fridge up to 5 days.

Flavor Makers

Healthy Fats:

- Extra virgin olive oil (finish dishes)
- Avocado (add fresh at end)
- Nuts and seeds (toasted in [Titanium Pro Pan™](#))

Aromatics (add in last 30 seconds):

- Fresh garlic, minced
- Ginger, grated
- Fresh herbs (basil, cilantro, parsley)

Acid (brightens everything):

- Lemon juice and zest
- Apple cider vinegar
- Balsamic vinegar



The Mix-and-Match System

Pick One from Each Category:

Vegetables: Choose 2-3 colors

Fuel: Pick one bean or grain

Fat: Select one healthy fat

Aromatics: Choose 1-2 flavors

Acid: Pick one brightener

Example Combinations:

Mediterranean Bowl:

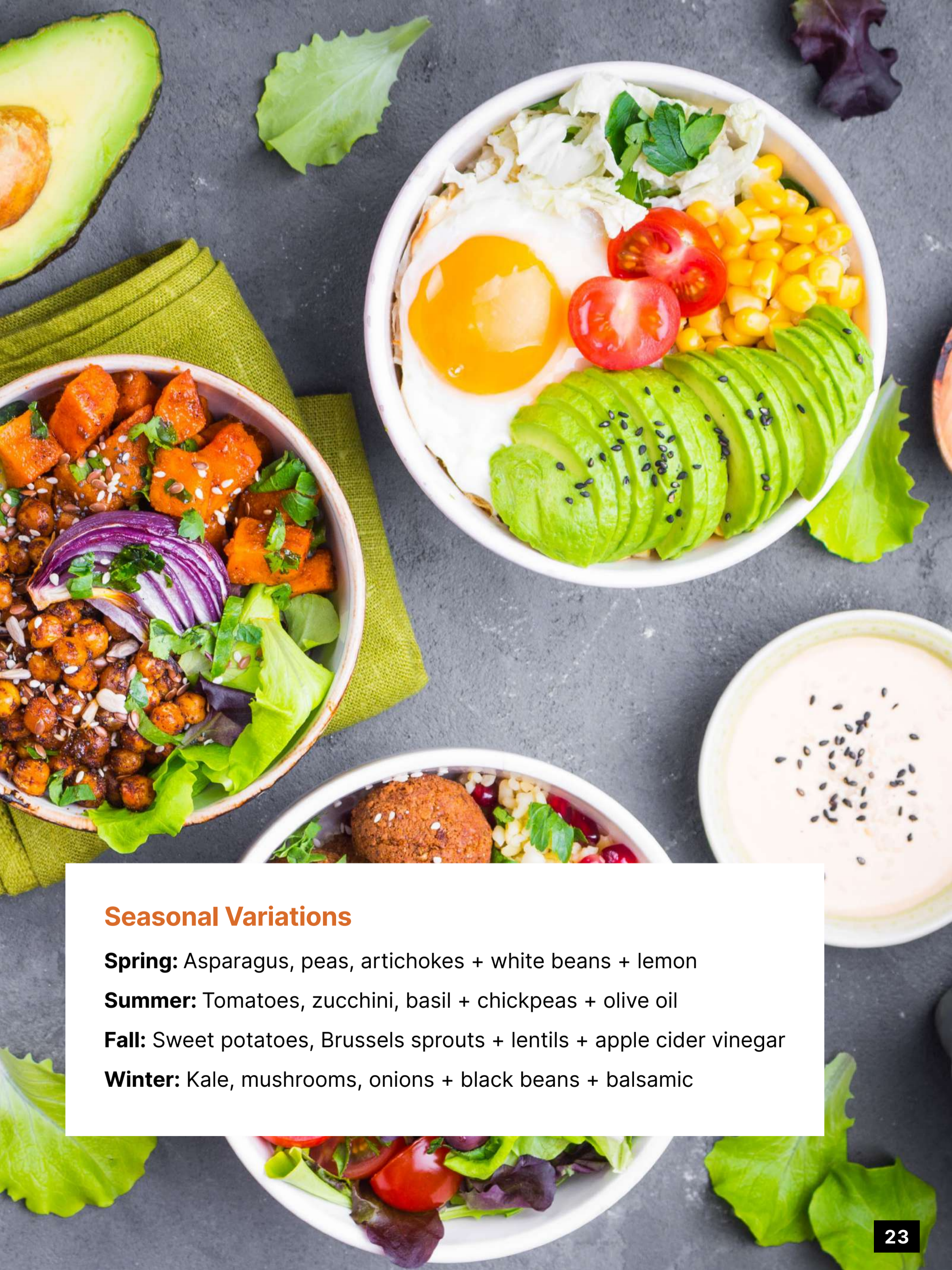
- Vegetables: Zucchini + tomatoes + spinach
- Fuel: White beans
- Fat: Olive oil + pine nuts
- Aromatics: Garlic + basil
- Acid: Lemon juice

Asian-Inspired Bowl:

- Vegetables: Bok choy + mushrooms + carrots
- Fuel: Brown rice
- Fat: Sesame oil + almonds
- Aromatics: Ginger + garlic
- Acid: Rice vinegar

Mexican-Style Bowl:

- Vegetables: Bell peppers + onions + spinach
- Fuel: Black beans
- Fat: Avocado
- Aromatics: Cumin + cilantro
- Acid: Lime juice



Seasonal Variations

Spring: Asparagus, peas, artichokes + white beans + lemon

Summer: Tomatoes, zucchini, basil + chickpeas + olive oil

Fall: Sweet potatoes, Brussels sprouts + lentils + apple cider vinegar

Winter: Kale, mushrooms, onions + black beans + balsamic

CHAPTER 6:

21 Blue Zone-Inspired Meal Ideas Ready in 5 Minutes




How to Use These Meal Ideas

1. **Choose your meal** from the list above
2. **Apply the techniques** from Chapter 4 (flash-sear, steam-sauté, etc.)
3. **Follow the formula** from Chapter 5 (50% vegetables, 25% beans/grains, 25% healthy fats)
4. **Prep ingredients** using the timing suggested in Chapter 7
5. **Cook in your titanium cookware** for optimal nutrition and flavor

Week 1: Mediterranean Mastery

Day 1	Tuscan White Bean Power Bowl	Baby spinach + white beans + cherry tomatoes + garlic + olive oil + balsamic vinegar + toasted pine nuts
Day 2	Greek Village Bowl	Zucchini + chickpeas + red onion + olive oil + lemon juice + oregano + optional feta
Day 3	Sicilian Caponata Express	Eggplant + cherry tomatoes + lentils + garlic + olive oil + red wine vinegar + fresh basil
Day 4	Roman Spinach & Bean Skillet	Fresh spinach + cannellini beans + garlic + olive oil + lemon + red pepper flakes
Day 5	Santorini Sunset Bowl	Fresh tomatoes + white beans + red onion + olive oil + oregano + capers
Day 6	Florentine Power Plate	Kale + cannellini beans + garlic + olive oil + lemon + toasted almonds
Day 7	Amalfi Coast Medley	Zucchini + cherry tomatoes + chickpeas + fresh basil + olive oil + pine nuts



Week 2: Asian Inspiration

Day 8	Tokyo Longevity Bowl	Bok choy + black beans + shiitake mushrooms + sesame oil + ginger + rice vinegar + tamari
Day 9	Okinawan Purple Power	Purple sweet potato + edamame + ginger + sesame oil + scallions + sea salt
Day 10	Beijing Antioxidant Express	Broccoli + black beans + garlic + sesame oil + soy sauce + sesame seeds
Day 11	Seoul Superfood Stir-Fry	Kimchi + firm tofu + spinach + brown rice + sesame oil + scallions
Day 12	Thai Basil Longevity	Thai basil + green beans + cashews + lime juice + coconut oil + chili flakes
Day 13	Vietnamese Fresh Bowl	Mixed herbs + snap peas + lentils + lime juice + sesame oil + crushed peanuts
Day 14	Japanese Zen Meal	Simple steamed vegetables + brown rice + miso paste + sesame oil + nori flakes

Week 3: Global Blue Zone Fusion


Day 15	Costa Rican Gallo Pinto Power	Black beans + brown rice + bell peppers + onion + cilantro + lime + cumin
Day 16	Sardinian Shepherd's Bowl	Fava beans + wild greens + cherry tomatoes + olive oil + pecorino cheese + herbs
Day 17	Icarian Herb Garden	Mixed wild herbs + white beans + olive oil + lemon + garlic + sea salt

Day 18	California Adventist Plate	Mixed nuts + seasonal vegetables + quinoa + avocado + lemon + fresh herbs
Day 19	Nicoya Longevity Special	Butternut squash + black beans + bell peppers + lime + cilantro + tropical spices
Day 20	Blue Zone Fusion Bowl	Your choice of vegetables + beans + healthy fats + herbs combining elements from all zones
Day 21	Your Personal Blue Zone Creation	Use the formula from Chapter 5 to create your own signature meal combination



CHAPTER 7:

Weekly Prep Strategies for Effortless Blue Zone Living



The secret to sustainable Blue Zone eating isn't cooking everything fresh daily, it's smart preparation that makes healthy meals faster than ordering takeout.

The Sunday Power Hour

One hour of prep = 21 meals ready in 5 minutes or less

First 20 Minutes: Bean & Grain Base

1. Cook 3 cups mixed dried beans in pressure cooker or slow cooker
2. Cook 2 cups quinoa + 2 cups brown rice
3. Portion into glass containers (3-4 servings each)
4. Label and refrigerate (lasts 5-7 days)

Next 20 Minutes: Vegetable Prep

1. Wash and chop hearty vegetables (broccoli, carrots, peppers)
2. Store in breathable containers with paper towels
3. Leave delicate greens whole until cooking
4. Pre-cut aromatics (garlic, ginger) and freeze in ice cube trays with oil

Final 20 Minutes: Flavor Station Setup

1. Make herb oil blends (basil-olive oil, cilantro-lime)
2. Prepare spice mixes (Mediterranean, Asian, Mexican)
3. Toast nuts and seeds, store in airtight containers
4. Prep acid components (lemon juice, vinegars)

The 5-Day Rotation System

Monday/Tuesday: Mediterranean

Wednesday/Thursday: Asian-inspired

Friday/Saturday: Global fusion

Sunday: Prep day + leftover creations

This prevents flavor fatigue while ensuring variety.

The Emergency Meal Protocol

When you have zero prep time:

The 3-Minute Miracle:

1. Heat [Titanium Pro Pan™](#) (30 seconds)
2. Add pre-cooked beans + frozen vegetables (2 minutes)
3. Season with pre-made spice blend (30 seconds)
4. Finish with olive oil and lemon

Pantry Emergency Kit:

- Canned beans (no salt added)
- Frozen vegetable medleys
- Pre-made spice blends
- Quality olive oil
- Lemons (they last weeks)

Time-Saving Titanium Techniques

The One-Pan Wonder: Cook grains and vegetables simultaneously using the compound flash technique from Chapter 4.

The Two-Pan Power Move: Use both titanium pan and wok simultaneously to double your cooking capacity.

The Heat Retention Hack: Titanium holds heat excellently - turn off burner 30 seconds early and let residual heat finish cooking.

Batch Cooking Strategies

Monthly: Cook large batches of beans, freeze in meal-sized portions

Weekly: Prep vegetables and make spice blends

Daily: 5-minute assembly using prepped components

Building Your Blue Zone Pantry

Essential Dried Goods:

- Black beans, chickpeas, lentils, white beans
- Quinoa, brown rice, oats
- Nuts: walnuts, almonds, pine nuts
- Seeds: chia, flax, pumpkin

Spice Collection:

- Mediterranean: oregano, basil, rosemary
- Asian: ginger, sesame oil, rice vinegar
- Global: cumin, paprika, turmeric

Quality Oils & Acids:

- Extra virgin olive oil (buy small bottles, use quickly)
- Sesame oil, avocado oil
- Apple cider vinegar, balsamic vinegar
- Fresh lemons and limes



Combination 2: The Circulation Booster Cayenne + Ginger + Garlic

Synergy effect: Enhanced circulation and pain relief

Ratio: 1 part cayenne : 2 parts ginger : 3 parts garlic

Best for: Arthritis, poor circulation, immune support

Perfect in: Stir-fries, soups, healing teas

Combination 3: The Digestive Healer Fennel + Cardamom + Ginger

Synergy effect: Soothes entire digestive tract

Ratio: 2 parts fennel : 1 part cardamom : 1 part ginger

Best for: IBS, bloating, digestive inflammation

Perfect in: Teas, rice dishes, desserts

Combination 4: The Brain Protector Rosemary + Sage + Turmeric

Synergy effect: Crosses blood-brain barrier more effectively

Ratio: 1 part rosemary : 1 part sage : 2 parts turmeric

Best for: Memory, cognitive function, neurodegenerative protection

Perfect in: Mediterranean dishes, herb oils, roasted potatoes

Combination 5: The Respiratory Rescue Thyme + Oregano + Garlic

Synergy effect: Powerful antimicrobial and anti-inflammatory

Ratio: 1 part thyme : 1 part oregano : 2 parts garlic

Best for: Respiratory infections, seasonal allergies

Perfect in: Italian dishes, herbal steams, immunity soups

Your Blue Zone Life Starts Now

You now have everything you need to eat like the world's longest-living people, even with the busiest schedule. Remember:

- ✓ **Simple ingredients** prepared well beat complicated recipes
- ✓ **Consistency** matters more than perfection
- ✓ **Your titanium cookware** makes healthy cooking effortless
- ✓ **5 minutes** is enough time to create a life-extending meal
- ✓ **Preparation** is the key to sustainable healthy eating

The 30-Day Challenge

For the next 30 days, commit to eating one Blue Zone meal daily using these techniques. Track how you feel:

Week 1: Notice energy levels **Week 2:** Observe mental clarity

Week 3: Feel physical changes **Week 4:** Celebrate your new healthy habits

Remember: The people in Blue Zones don't just live longer - they live better. More energy, sharper minds, stronger bodies, and deeper connections with their food and families.

Your titanium cookware is your bridge between ancient wisdom and modern convenience. Use it well, and join the ranks of the world's healthiest, longest-living people

Your Blue Zone life starts with your very next meal. What will you create?

**“THE SECRET TO LONGEVITY
ISN’T FOUND IN A PILL OR
POTION - IT’S FOUND IN YOUR
KITCHEN, PREPARED WITH
YOUR OWN HANDS, **SHARED**
WITH PEOPLE YOU LOVE.”**

SCAN HERE

to Shop our
Titanium Collection



plateful



[Customer Support](#)



hello@plateful.co



www.plateful.co